

STRIKE

Our *Strike* platform of high-performance UV-LED modules features Acuva's patented *IntenseBeam™* Technology and an advanced design that enables efficient disinfection and sterilization of drinking water for PoU applications and OEM integration.

Key Highlights



Proven Technology

Combines the reliable technologies of UV disinfection and LED lights



Ideal Form-Factor

Enables convenient integration and installation



Eco-Friendly Solution

Chemical-free water treatment without risk of mercury contamination from UV lamps



Safe & Convenient

Provides access to safe drinking water with ultra-low maintenance requirements



*Perfect Solution
for OEMs*

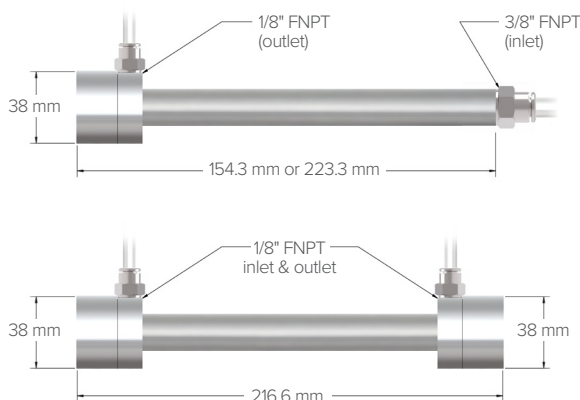


Certified by IAPMO against
NSF/ANSI 55[®] and **NSF/ANSI 372**
① For Material Safety and Structural Integrity

Flexible Design

Available in one or two LED configurations, *Strike* can be customized to suit your specific disinfection and flow rate requirements.

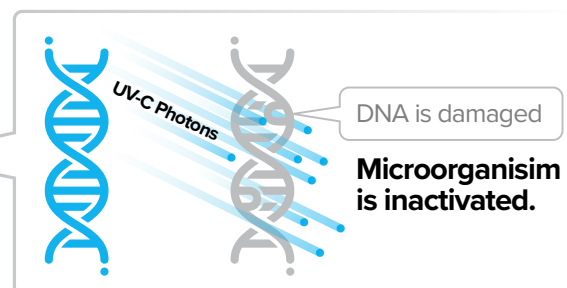
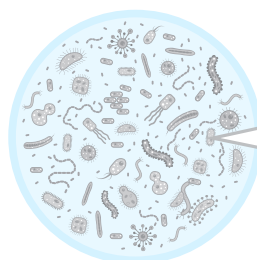
Our patented *Direct Cooling* technology does not require any moving parts or separate heat sink, enabling a compact design with the smallest possible form-factor, making it ideal for appliance integration.



Note: Wire harness includes a jacketed cable with 4 wire termination.

How it Works

When water with harmful microbial pathogens enter the UV-LED reactor, the UV radiation sterilizes the pathogens by disrupting their DNA. *IntenseBeam™* Technology inactivates any microorganism present in the water, making them unable to infect or multiply.



STRIKE I-T15

Single UV-C LED Configuration



Disclaimer: The specifications noted below are for illustrative purposes only. Strike modules can be engineered into a variety of configurations, and specifications will vary depending on required UV dose requirements, body material, module length, flow rate, etc. Acuva's patented design allows for precise control of optics, hydrodynamics and kinetics for highly accurate UV-LED water treatment.

Recommended Operating Conditions¹

	Unit	Minimum	Typical	Maximum	Notes
UV Transmittance of Water	%/cm	-	95	-	UVC Range
Water Flow Rate	L/min	-	-	3	
Max. Working Pressure	psi	-	-	100	
Water Temperature	°C	Above Freezing	30	40	
Continuous Operation Time	min	-	No Limit	-	

¹Flush the unit at 4 L/min for 5 minutes to ensure water entirely floods the disinfection unit.

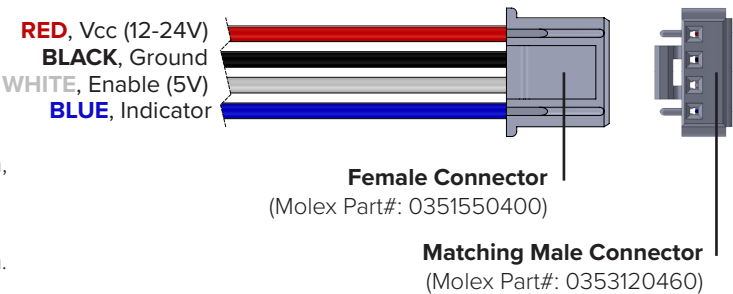
Electrical Characteristics

	Unit	Minimum	Typical	Maximum	Notes
Input Voltage	V	11	12	24	
Power Consumption (operation)	W	-	5.0	6.0	
Power Consumption (standby)	W	-	< 0.3	-	
Wire Harness Pull Stress	gf	-	250	300	

Connection: Wire Harness Connector
Signals: Vcc (Red), Ground (Black),
Enable 5V (White), Fault/Indicator (Blue)

Notes

1. Wire harness color codes and functions are noted in the diagram, along with wire harness connector details.
2. Indicator signal communicates the module's health
3. The Enable signal is provided by the control board or flow switch.
2.5–5.0V = LED On | 0.0–0.2V = LED is Off



Absolute Maximum Ratings

	Unit	Rating
Input Voltage	V	30
Reverse Input Voltage	V	0.3
Enable Pin Voltage	V	5.5
Water Temperature	°C	50
Electrostatic Discharge (DST)	KV	2.0 (HBM)

STRIKE I-T22

Single UV-C LED Configuration



Disclaimer: The specifications noted below are for illustrative purposes only. Strike modules can be engineered into a variety of configurations, and specifications will vary depending on required UV dose requirements, body material, module length, flow rate, etc. Acuva's patented design allows for precise control of optics, hydrodynamics and kinetics for highly accurate UV-LED water treatment.

Recommended Operating Conditions¹

	Unit	Minimum	Typical	Maximum	Notes
UV Transmittance of Water	%/cm	-	95	-	UVC Range
Water Flow Rate	L/min	-	-	3	
Max. Working Pressure	psi	-	-	100	
Water Temperature	°C	Above Freezing	30	40	
Continuous Operation Time	min	-	No Limit	-	

¹Flush the unit at 4 L/min for 5 minutes to ensure water entirely floods the disinfection unit.

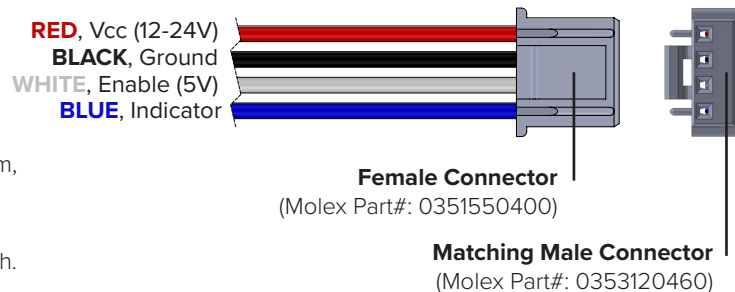
Electrical Characteristics

	Unit	Minimum	Typical	Maximum	Notes
Input Voltage	V	11	12	24	
Power Consumption (operation)	W	-	5.0	6.0	
Power Consumption (standby)	W	-	< 0.3	-	
Wire Harness Pull Stress	gf	-	250	300	

Connection: Wire Harness Connector
Signals: Vcc (Red), Ground (Black),
Enable 5V (White), Fault/Indicator (Blue)

Notes

1. Wire harness color codes and functions are noted in the diagram, along with wire harness connector details.
2. Indicator signal communicates the module's health
3. The Enable signal is provided by the control board or flow switch.
2.5–5.0V = LED On | 0.0–0.2V = LED is Off



Absolute Maximum Ratings

	Unit	Rating
Input Voltage	V	30
Reverse Input Voltage	V	0.3
Enable Pin Voltage	V	5.5
Water Temperature	°C	50
Electrostatic Discharge (DST)	KV	2.0 (HBM)

STRIKE II-B21

Double UV-C LED Configuration



Disclaimer: The specifications noted below are for illustrative purposes only. Strike modules can be engineered into a variety of configurations, and specifications will vary depending on required UV dose requirements, body material, module length, flow rate, etc. Acuva's patented design allows for precise control of optics, hydrodynamics and kinetics for highly accurate UV-LED water treatment.

Recommended Operating Conditions¹

	Unit	Minimum	Typical	Maximum	Notes
UV Transmittance of Water	%/cm	-	95	-	UVC Range
Water Flow Rate	L/min	-	-	6	
Max. Working Pressure	psi	-	-	100	
Water Temperature	°C	Above Freezing	30	40	
Continuous Operation Time	min	-	No Limit	-	

¹Flush the unit at 4 L/min for 5 minutes to ensure water entirely floods the disinfection unit.

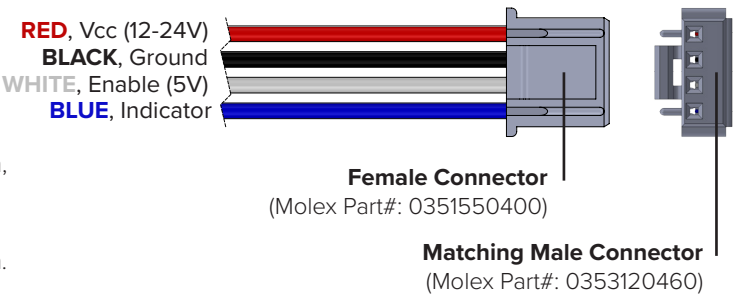
Electrical Characteristics

	Unit	Minimum	Typical	Maximum	Notes
Input Voltage	V	11	12	24	
Power Consumption (operation)	W	-	10.0	12.0	
Power Consumption (standby)	W	-	< 0.3	-	
Wire Harness Pull Stress	gf	-	250	300	

Connection: Wire Harness Connector
Signals: Vcc (Red), Ground (Black),
Enable 5V (White), Fault/Indicator (Blue)

Notes

1. Wire harness color codes and functions are noted in the diagram, along with wire harness connector details.
2. Indicator signal communicates the module's health
3. The Enable signal is provided by the control board or flow switch.
2.5–5.0V = LED On | 0.0–0.2V = LED is Off



Absolute Maximum Ratings

	Unit	Rating
Input Voltage	V	30
Reverse Input Voltage	V	0.3
Enable Pin Voltage	V	5.5
Water Temperature	°C	50
Electrostatic Discharge (DST)	KV	2.0 (HBM)